



FIREFLY SCARF

DESIGN BY JEWDRY LAMBERT


THE GOSSAMER BEAUTY OF FIREFLY WINGS IS CAPTURED IN THE SILKY YARN AND LACY LOVE KNOT PATTERN OF THIS PRETTY SCARF.

SKILL LEVEL  EASY

FINISHED SIZE

5 x 56 inches

MATERIALS

- S. Charles Collezione Yarns  Ritratto DK (light worsted) weight yarn (1 3/4 oz/198 yds/50g per ball):
 - 1 ball #108 purple/fuchsia multi
- Size 1/9/5.5mm crochet hook

SPECIAL STITCH

Double love knot: [Pull up 1-inch-long lp on hook (see Fig. 1), yo, pull through lp, sc in back strand of long lp] twice.

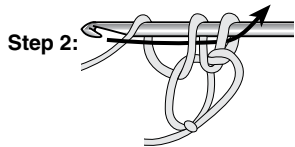
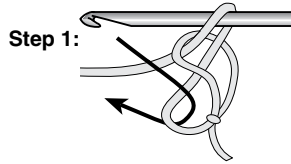
SCARF

Row 1: Ch 2, sc in 2nd ch from hook, work 1–3 of **double love knot** (see *Special Stitch*) 8 times, sc in 3rd sc from hook, [double love knot, sk next 2 lps, sc in next sc] across, turn.

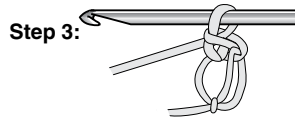
Row 2: Double love knot, sc in next sc,

[double love knot, sk next 2 lps, sc in next sc] across, turn.

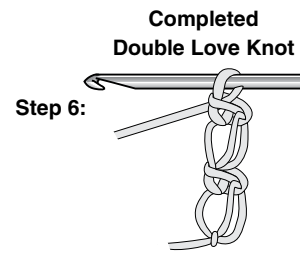
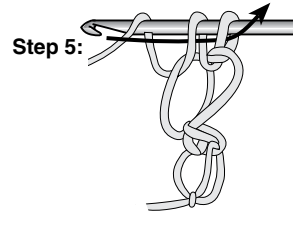
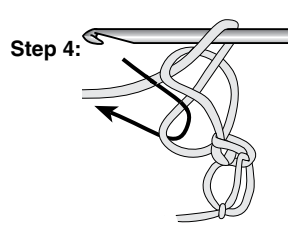
Next rows: Rep row 2 until piece measures 56 inches or desired length. At end of last row, fasten off. ❗



Completed Love Knot



**Love Knot Illustration
Fig. 1**



No matter which hobby or craft you love...

You'll find hundreds of fabulous patterns at e-PatternsCentral.com!

Go there now!

[Click here for patterns for crochet, knitting, quilting, plastic canvas, cross-stitch, sewing, crafts and more!](#)

