



This cheery, colorful lap throw is an ideal project for using up odds and ends of worsted-weight yarn.

Stash-Buster Lapghan

Design by Darla Sims

SKILL LEVEL

■ ■ ■ □ □ EASY

FINISHED SIZE

32 x 44 inches

MATERIALS

- Medium (worsted) weight acrylic yarn:

15 oz/750 yds/425g
assorted CC

8 oz/400 yds/227g MC

- Size H/8/5mm crochet hook or size needed to obtain gauge
- Tapestry needle



GAUGE

2 pattern reps = 5 inches

(see *Stitch Guide*) in next 4 sts, *ch 4, sc in next st, ch 4**, 9 dc dec in next 9 sts, rep from * across, ending last rep at **, 5 dc dec in last 5 sts, turn.

Row 3: Ch 3, 4 dc in first st, sc in next st, *shell in top of next 9-dc dec, sc in next st, rep from * across, ending 5 dc in last st, turn.

Row 4: Ch 1, sc in first st, *ch 4, 9 dc dec in next 9 sts, ch 4, sc in 5th dc of next shell, rep from * across, turn.

Row 5: Ch 1, sc in first st, [shell in top of next 9-dc dec, sc in next sc, rep from * across, turn.

Rows 6–65: [Rep rows 2–5 consecutively] 15 times. At the end of row 65, fasten off.

FOUNDATION EDGING

Row 66: With RS facing, working on opposite side of foundation ch, join MC with sc in first ch, [sk next 4 chs, shell in next ch, sk next 4 chs, sc in next ch] rep across. Fasten off.

PATTERN NOTES

Weave in loose ends as work progresses.

Chain-3 at beginning of row counts as first double crochet unless otherwise stated.

Work afghan in following color sequence: 1 row main color (MC), [2 rows first coordinating color (CC), 2 rows 2nd CC, 2 rows 3rd CC, 2 rows MC].

Repeat color sequence throughout.

SPECIAL STITCH

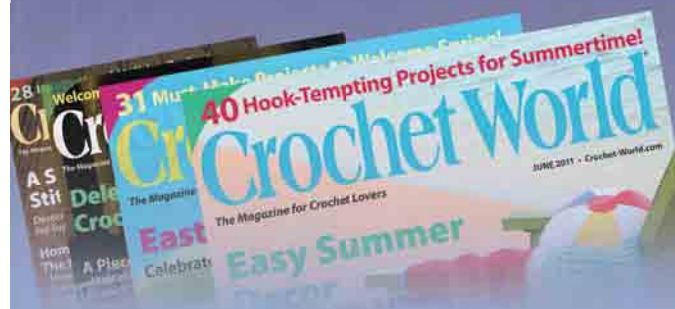
Shell: 9 dc in indicated st.

LAPGHAN

Row 1 (RS): With MC, ch 152, sc in 2nd ch from hook, [sk next 4 chs, **shell** (see *Special Stitch*) in next ch, sk next 4 chs, sc in next ch] rep across, turn. Fasten off. (15 shells)

Row 2: Join CC (see *Pattern Notes*) with sl st in first st, **ch 3** (see *Pattern Notes*), 4 **dc dec**

Now, get multiple years of back issues when you add a digital subscription to *Crochet World!*



Here's what you get:

The current issue—instantly!

The next five issues as they come out, one every other month.

Access to three+ years of back issues (instantly accessible and easily searchable!).

All of the articles and patterns with enlargeable type and images.

Get your digital subscription right now!

Digital.Crochet-World.com

STITCH GUIDE

FOR MORE COMPLETE INFORMATION, VISIT FREEPATTERNS.COM

STITCH ABBREVIATIONS

beg	begin/begins/beginning
bpd	back post double crochet
bpsc	back post single crochet
bp tr	back post treble crochet
CC	contrasting color
ch(s)	chain(s)
ch-	refers to chain or space previously made (i.e., ch-1 space)
ch sp(s)	chain space(s)
cl(s)	cluster(s)
cm	centimeter(s)
dc	double crochet (singular/plural)
dc dec	double crochet 2 or more stitches together, as indicated
dec	decrease/decreases/decreasing
dtr	double treble crochet
ext	extended
fpdc	front post double crochet
fp sc	front post single crochet
fp tr	front post treble crochet
g	gram(s)
hdc	half double crochet
hdc dec	half double crochet 2 or more stitches together, as indicated
inc	increase/increases/increasing
lp(s)	loop(s)
MC	main color
mm	millimeter(s)
oz	ounce(s)
pc	popcorn(s)
rem	remain/remains/remaining
rep(s)	repeat(s)
rnd(s)	round(s)
RS	right side
sc	single crochet (singular/plural)
sc dec	single crochet 2 or more stitches together, as indicated
sk	skip/skipped/skipping
sl st(s)	slip stitch(es)
sp(s)	space(s)/spaced
st(s)	stitch(es)
tog	together
tr	treble crochet
tr tr	triple treble
WS	wrong side
yd(s)	yard(s)
yo	yarn over

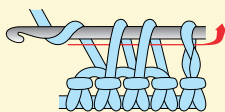
YARN CONVERSION

OUNCES TO GRAMS	GRAMS TO OUNCES
1.....28.4	25.....7/8
2.....56.7	40.....1 1/2
3.....85.0	50.....1 3/4
4.....113.4	100.....3 1/2

UNITED STATES UNITED KINGDOM

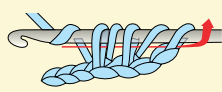
sl st (slip stitch)	=	sc (single crochet)
sc (single crochet)	=	dc (double crochet)
hdc (half double crochet)	=	htr (half treble crochet)
dc (double crochet)	=	tr (treble crochet)
tr (treble crochet)	=	dtr (double treble crochet)
dtr (double treble crochet)	=	ttr (triple treble crochet)
skip	=	miss

Single crochet decrease (sc dec):
(Insert hook, yo, draw lp through) in each of the sts indicated, yo, draw through all lps on hook.



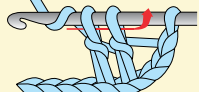
Example of 2-sc dec

Half double crochet decrease (hdc dec):
(Yo, insert hook, yo, draw lp through) in each of the sts indicated, yo, draw through all lps on hook.



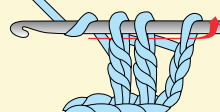
Example of 2-hdc dec

Double crochet decrease (dc dec): (Yo, insert hook, yo, draw lp through, yo, draw through 2 lps on hook) in each of the sts indicated, yo, draw through all lps on hook.



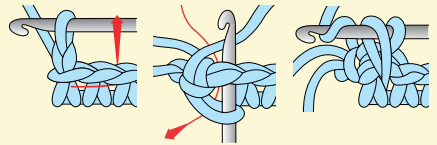
Example of 2-dc dec

Treble crochet decrease (tr dec): Holding back last lp of each st, tr in each of the sts indicated, yo, pull through all lps on hook.

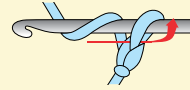


Example of 2-tr dec

Reverse single crochet (reverse sc): Ch 1, sk first st, working from left to right, insert hook in next st from front to back, draw up lp on hook, yo, and draw through both lps on hook.

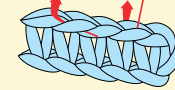


Chain (ch): Yo, pull through lp on hook.

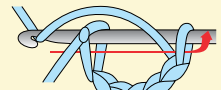


Front loop (front lp) Back loop (back lp)

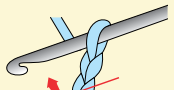
Front Loop Back Loop



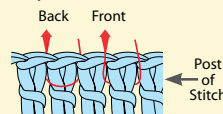
Slip stitch (sl st): Insert hook in st, pull through both lps on hook.



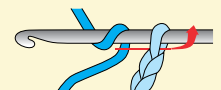
Single crochet (sc): Insert hook in st, yo, pull through st, yo, pull through both lps on hook.



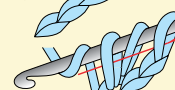
Front post stitch (fp): Back post stitch (bp): When working post st, insert hook from right to left around post of st on previous row.



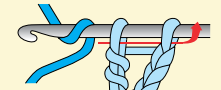
Chain color change (ch color change)
Yo with new color, draw through last lp on hook.



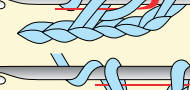
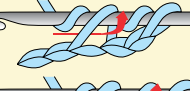
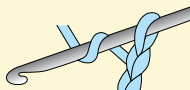
Half double crochet (hdc): Yo, insert hook in st, yo, pull through st, yo, pull through all 3 lps on hook.



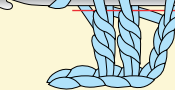
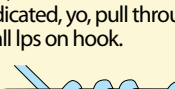
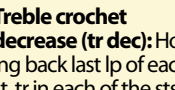
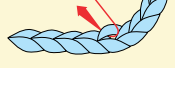
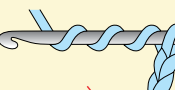
Double crochet color change (dc color change)
Drop first color, yo with new color, draw through last 2 lps of st.



Double crochet (dc): Yo, insert hook in st, yo, pull through st, [yo, pull through 2 lps] twice.



Double treble crochet (dtr): Yo 3 times, insert hook in st, yo, pull through st, [yo, pull through 2 lps] 4 times.



Treble crochet (tr): Yo twice, insert hook in st, yo, pull through st, [yo, pull through 2 lps] 3 times.

